



here Download Service Repair Manual
<https://bit.ly/2DFrEjT>



Axial-Flow® Rotor – the heart of the process. Case IH has over 30 years of experience with Axial-Flow combines.

Get full potential out of every hectare. AFS Advanced Farming Systems helps you in the drive to maximise yield with AccuGuide and yield mapping.

Outstanding view from the luxury cab. Air-suspension seat, air conditioning and a panoramic view of the work area.

Power by tradition. Engine performance is tuned to match the demands of single rotor harvesting.

CASE IH AXIAL-FLOW: THE ROTARY REVOLUTION.



Advanced precision residue management. Chop and spread, chop and windrow or place a neat swath of long straws for baling.

New heavy duty combine frame with long wheel base to handle large headers and grain tank.

Full range of Case IH headers available. Take delivery of your combine with a grain or corn header from the harvesting professionals.

High capacity grain handling systems.

Grain augers, elevator, grain tank and unloading tube are designed for high performance.

THE CONCEPT

30 YEARS OF AXIAL-FLOW EXPERIENCE FOR MAXIMUM PROFIT.

OVER THE PAST 30 YEARS CASE IH HAS OPTIMISED THE SINGLE IN-LINE ROTOR DESIGN TO ENSURE OUR MACHINES EXCEL IN CAPACITY, PERFORMANCE AND EFFICIENCY. AXIAL-FLOW® COMBINES PROVIDE YOU WITH A PROVEN, VERSATILE, COST-EFFECTIVE HARVESTING SYSTEM.







Single in-line Axial-Flow® rotor. The rotor is the heart of the process, delivering dynamic, precision grain-on-grain threshing. Crop moves through the combine in an efficient, uninterrupted stream.

Multi-crop ability from the industry-leader. Wheat, rye, maize, rice, oilseed rape or beans, the Axial-Flow® is a proven harvesting system designed to provide you with a business advantage.

Case IH gives you the ability to harvest an impressive selection of crops efficiently and cost effectively.

Efficiency by design. The latest Case IH combines feature Power Boost technology for top harvesting performance, plus a range of advanced features and functions to help you produce maximum yields efficiently. With this solid design, Axial-Flow® combines offer the right business solution, season after season.



						
MODELS	5088	6088	7088	7120	8120	9120
Gross power ECE R120 ¹⁾ at 2,100rpm [kW/hp(cv)]	205/279	227/309	254/345	268/364	313/426	360/490
Max. power ECE R120 ¹⁾ at 1,950rpm [kW/hp(cv)]	216/294	246/335	269/366	310/422	345/469	390/530
Engine capacity (l)	8.3	8.3	9.0	9.0	10.3	13.0
Grain tank capacity (l)	8,800	10,500	10,500	10,500	10,500	10,500

¹⁾ ECE R120 correspond to ISO TR14396


Automatic header recognition. Saves you time in the field - no setup time required when changing headers.

High performance in all cereal conditions. Choose between three header ranges for various crop conditions.

Awesome maize harvesting performance. Case IH 2100 corn headers are available in 6 and 8 row versions.

Easy hook up. A single hydraulic multicoupler and an electrical connector are used to hook up the header.

▼ **For a perfect cut.** Knife position is adjustable over 50cm range on Case IH 2050 grain headers - At the touch of a button.



▲ **Perfect ground hugging.** The Terrain Tracker header control system keeps the header parallel to the ground in undulating conditions.



Axial-Flow rotor - the heart of the process. Constant pitch impeller for top quality grain, crop adaptability and highest performance per hectare.

Greater profit potential with premium-quality grain. Case IH Axial-Flow design provides a smooth, gentle rubbing action on the crop. The market leader for grain quality.

Optimised concaves. 156° of concave wrap for really high throughputs.

Easy access to rotor and concaves. Gull wing panels for full accessibility.



GENTLE THRESHING FOR GREATER PROFIT



HIGH THROUGHPUT CONTINUOUS STREAM OF CROP

MULTI-CROP ADAPTABILITY



▶ **ST rice rotor** (Small Tube) for rice and green straw crops.

◀ **Clean sample for highest market value.**
The Axial-Flow® system produces the best possible quality grain, plus there is more of it. The result is evident from the amount you earn for your harvest.




CLEANING / GRAIN HANDLING / RESIDUE / MANAGEMENT / ENGINE

HIGH QUALITY GRAIN FOR HIGHER PROFIT.

THE AXIAL-FLOW® FULLY LIVES UP TO THE CASE IH HERITAGE. WHILE THE 6 CYLINDER 8.3 LITRE TURBOCHARGED DIESEL ENGINES (9.0 LITRE ON 7088) DEVELOP UP TO 366 HORSEPOWER AT 2100RPM, THEY ARE AN ASSET TO THE ENVIRONMENT DUE TO ITS LOW EMISSIONS (TIER III COMPLIANT) AND EXCELLENT FUEL ECONOMY.

Chopping and spreading. Even against cross wind you can spread residue across the full working width of the combine with or without chaff to prepare the field for the first tillage operation next season.



◀ **Cross-Flow™ fan and X-tra Force™ cleaning system.** The perfect match to create powerful dynamics for high capacity cleaning and excellent crop sample.



▲ **A perfect start into the new season.** Spreading mode: Ideal residue conditions for any type of tillage implement.



▲ **Huge capacity grain tank.** Up to 10,500 litre grain tank with electrically controlled quick-folding extensions that don't require tools. The tank is completely closed in the folded down position.



▲ **Self-cleaning engine air screen.** Hydraulic-driven rotating wand, evacuation fan, tree branch guard and internal brush for use with chopping corn headers.

Uninterrupted view from the cab.
Excellent visibility of the work area with over 5m² of glass.

Comfortable conditions in any climate.
Air conditioning with automatic climate control is standard equipment.



Clear overview with A-post instrument cluster. At-a-glance information on the status of the combine, including engine power, header tilt, residue direction, electrical sieve settings, diagnostics and service reminders.

Luxury red leather seat among the 3 seat options. Choose between heated leather seat, cloth covered bucket seat and base seat.

Powerful lighting package extends your working day. Keep going - no need to lose sleep over the weather forecast.


Propulsion lever puts full control in your hands. Header height resume, header raise/lower and tilt, reel raise/lower and fore/aft, unloader swing and engage, emergency feeder/header shutoff, shift functions (headland, draper side to side tilt, reel fore/aft, guidance side shift).



Classic Case IH ergonomics. Access to the cab, driver posture and layout of the controls all contribute to minimising fatigue.

MODELS	AXIAL-FLOW® 5088	AXIAL-FLOW® 6088	AXIAL-FLOW® 7088
HEADERS			
Grain header cutting width (m)	5.18 / 6.1	5.18 / 6.1 / 7.32	5.18 / 6.1 / 7.32 / 9.15
Knife to auger distance - 2030 / 2040 / 2050 Grain header (mm)	450 / 600 / 510-1010 adjustable from cab		
Corn header model 2105 / 2106 / 2108	5 row rigid / 6 row rigid or foldable / 8 row foldable		
THRESHING / SEPARATING			
Rotor speed range (rpm)	250 - 1,150 (3 ranges)	250 - 1,150 (3 ranges)	250 - 1,150 (3 ranges)
Rotor diameter and length (mm)	762 / 2,794	762 / 2,794	762 / 2,794
Total separation area (m ²)	2.8	2.8	2.8
Threshing / separating modules wrap angle (°)	156 / 133	156 / 133	156 / 133
Number of threshing / separating modules	3 / 3	3 / 3	3 / 3
SELF LEVELLING CLEANING SYSTEM			
3 steps cleaning system	●	●	●
Cleaning shoe width (mm)	1,470	1,470	1,470
Total sieve area under wind control (m ²)	5.48	5.48	5.48
CLEANING FAN			
Fan speed range (rpm)	450 to 1,300	450 to 1,300	450 to 1,300
RETURN SYSTEM			
Tailings return type	To rotor	To rotor	To rotor
GRAIN TANK / UNLOADING			
In-cab control of grain tank covers	●	●	●
Grain tank capacity (l)	8,800	10,500	10,500
Unloading rate (l/s)	88	106	106
Unloading auger effective length (m)	6.4	6.4	6.4
STRAW CHOPPER & SPREADER			
Number of knives - fine cut	76	76	76
Spreader type	Twin 2-speed spreaders / detachable for windrowing		
ENGINE			
Type	Electronically gov. Case IH 8.3L (*)	Electronically gov. Case IH 8.3L (*)	Electronically gov. Case IH 9.0L (*)
Gross power ECE R120 ¹⁾ at 2,100rpm [kW/hp(cv)]	205/279	227/309	254/345
Max. power ECE R120 ¹⁾ at 1,950rpm [kW/hp(cv)]	216/294	246/335	269/366
Fuel tank (l)	950	950	950
TRACTION			
Transmission	Hydrostatic drive, 3 speed ranges	Hydrostatic drive, 3 speed ranges	Hydrostatic drive, 3 speed ranges
Heavy Duty Adjustable steering axle	●	●	●
Powered rear axle	○	○	○
ADVANCED FARMING SYSTEMS (AFS)			
Yield & Moisture monitor / mapping	○	○	○
AFS precision farming ready	○	○	○
OVERALL MACHINE SPECS			
Length - feeder to rear trim panel (mm)	7689	7689	7689
Wheel base (mm)	3815	3815	3815
Minimum height (transport) (mm)	3898	3906	3906
Width with tyres fitted - min (mm)	3300	3300	3300
Weight of basic machine (kg)	14470	14515	14515
TYRE OPTIONS			
Front Tyres	650/75 R32 L1172 R1W / 800/65 R32 L1172 R1W / 900/60 R32 L1176 R1W		
Rear Tyres	460/70 R24 L1 152A8 R4 / 480/70 R30 L1152 R1W / 600/65 R28 L1154A8 R1W		

*1) Developed by CNH Engine Corporation 1) ECE R120 correspond to ISO TR14396 ● Standard ○ Optional at extra cost

 Safety never hurts! Always read the Operator's Manual before working with any equipment. Inspect equipment before using it, and be sure it is operating properly. Follow the product safety signs, and use any safety features provided.

This literature has been published for worldwide circulation. The standard and optional equipment and the availability of individual models may vary from one country to the next. Case IH reserves the right to undertake modifications without prior notice to the design and technical equipment at all times without this resulting in any obligation whatsoever to make such modifications to units already sold. Whilst every effort is made to ensure that the specifications, descriptions and illustrations in this brochure are correct at the time of going to press, these are also subject to change without prior notice. Illustrations may show optional equipment or may not show all standard equipment.

Case IH recommends **AKCELA**™ lubricants

CNH UK Ltd., Cranes Farm Road, Basildon, Essex SS14 3AD

© 2008 CASE IH - www.caseih.com - AXIAL-FLOW™ SERIES-UK-LD - Free phone 00800 22 73 44 00 - Printed in Italy - 06/08 - TP01



8C2005/INB